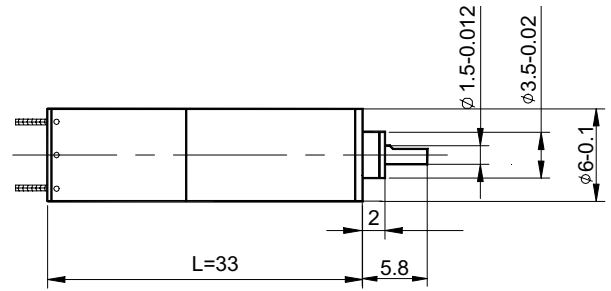


ZJTEX ELECTRIC MOTOR BUSINESS GROUP

CORELESS DC SERVO GEAR MOTOR

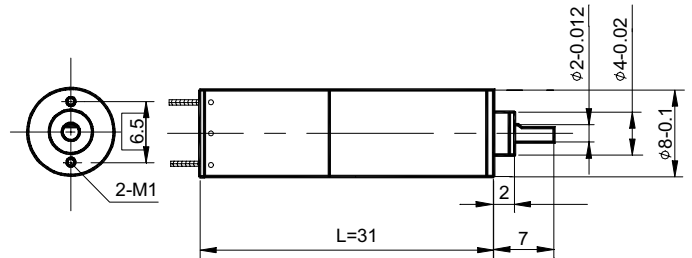
Φ6 Type coreless DC servo gear motor

Model	(V) Voltage	Reduction ratio	(rpm) No load speed	(mA) No load current	(gcm) Load torque	(mA) Stall current	(Ω) Terminal resistance
6SYK1.5-JA 2077	1.5	1:2077	26	≤ 30	60	≥ 100	8



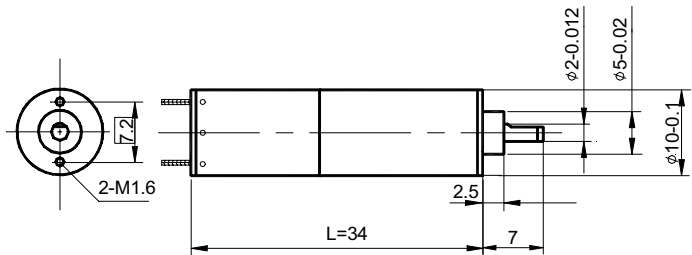
Φ8 Type coreless DC servo gear motor

Model	(V) Voltage	Reduction ratio	(rpm) No load speed	(mA) No load current	(gcm) Load torque	(mA) Stall current	(Ω) Terminal resistance
8SYK4.5-JA 696	4.5	1:696	18	≤ 8	100	≥ 90	27



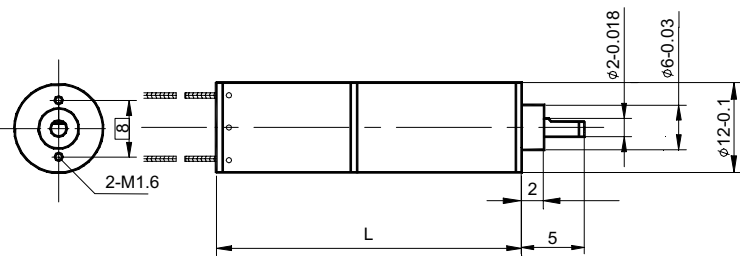
Φ10 Type coreless DC servo gear motor

Model	(V) Voltage	Reduction ratio	(rpm) No load speed	(mA) No load current	(gcm) Load torque	(mA) Stall current	(Ω) Terminal resistance
10SYK4.5-J A548	4.5	1:548	16	≤ 6	150	≥ 90	28



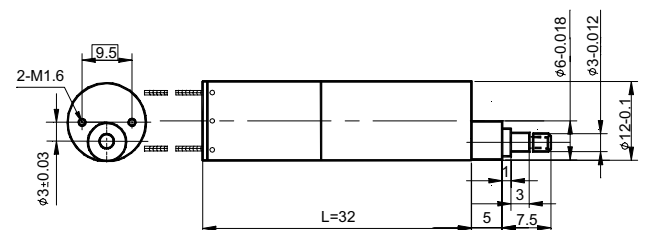
Φ12 Type coreless DC servo gear motor

Model	(V) Voltage	Reduction ratio	(rpm) No load speed	(mA) No load current	(gcm) Load torque	(mA) Stall current	(Ω) Terminal resistance
12SYK06-JA 356	6	1:356	18	≤ 5	250	≥ 90	31
12SYK03-JA 24	3	1:24	420	≤ 25	7.3	≥ 90	31
12SYK4.5-J A47	4.5	1:47	250	≤ 25	7.3	≥ 90	31



Φ12 Type coreless DC servo gear motor (Deflective shaft)

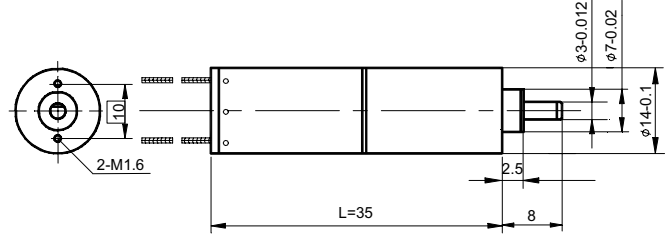
Model	(V) Voltage	Reduction ratio	(rpm) No load speed	(mA) No load current	(gcm) Load torque	(mA) Stall current	(Ω) Terminal resistance
12SYK06-JB 410	6	1:410	27	≤ 5	350	≥ 90	29



ZJTEX ELECTRIC MOTOR BUSINESS GROUP

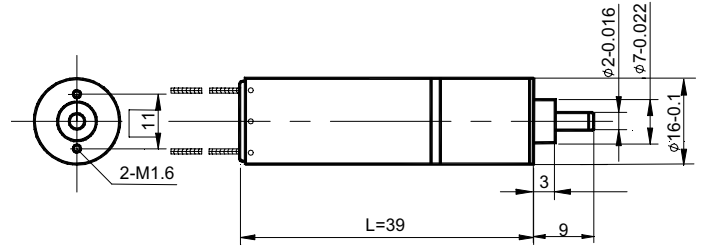
Φ14 Type coreless DC servo gear motor

Model	(V) Voltage	Reduction ratio	(rpm) No load speed	(mA) No load current	(gcm) Load torque	(mA) Stall current	(Ω) Terminal resistance
14SYK06-JB 410	6	1:410	14	≤ 5	300	≥ 90	30



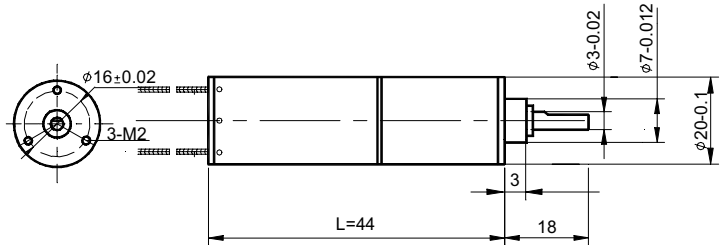
Φ16 Type coreless DC servo gear motor

Model	(V) Voltage	Reduction ratio	(rpm) No load speed	(mA) No load current	(gcm) Load torque	(mA) Stall current	(Ω) Terminal resistance
16SYK4.5-J A460	4.5	1:460	16	≤ 5	500		12



Φ20 Type coreless DC servo gear motor

Model	(V) Voltage	Reduction ratio	(rpm) No load speed	(mA) No load current	(gcm) Load torque	(mA) Stall current	(Ω) Terminal resistance
20SYK06-JA 670	6	1:670	14	≤ 10	1200		12



Φ28 Type coreless DC servo gear motor

Model	(V) Voltage	Reduction ratio	(rpm) No load speed	(mA) No load current	(gcm) Load torque	(mA) Stall current	(Ω) Terminal resistance
28SYK12-JA 260	12	1:260	18	≤ 16	2300		6
28SYK12-JA 136	12	1:136	35	≤ 16	2000		6

